

# Unleash Your Guitar Skills with These Amazing Blues You Can Use Guitar Chords

KENDOR PRESENTS  
**Blues You Can Use**

guitar chord chart  
 by Jim Greeson

by David Springfield

To play this chart, set your pickup selector switch to the neck pickup and your tone control to a medium setting to produce a mellow tone. Where specific rhythms are notated, be sure to play them precisely with the other instruments. But in those measures with just four slashes, play a simple rhythmic pattern of a down strum on each beat and relax your grip on the strings briefly between each strum. Beats 2 and 4 should be played with a bit of accent to provide a rhythmic snap (Freddie Green style). Also, try to avoid playing the notes on the sixth string too loudly, aim more at the middle strings. Keep your guitar volume low, but play with a lot of energy in your right arm to help drive the band.

Many of these chord voicings omit one or more strings; you will have to be careful to keep them so they don't sound when you strum the chords. This can usually be done by using your index finger on an adjacent string lean over just enough to dampen the string that isn't supposed to be heard.

NUMBERS IN CIRCLES are to left hand fingers with the index finger number 1. NUMBERS IN BOXES to the left of the fingerboard diagrams indicate at which fret the string should be played. "X" marks strings that should be muted and not played.

**Bb13**  
 Actually Bb13

**Eb7**  
 Play at 6 for Eb9  
 Play at 8 for F7  
 At 9 for Gb7  
 At 10 for E9

**G7**  
 Play at 7 for A7

**Cm7**  
 Play at 6 for Ab9sus

**Bb9**  
 Play at 3 for Ab9  
 At 4 for A9  
 At 7 for C9

**G+7(#9)**

**F+7(#9)**  
 Play at 7 for E+7(#9)  
 At 10 for G+7(#9)

**E97**


**Bb+7(#9)**  
 Final Chord

Are you tired of playing the same old chords on your guitar? Do you want to spice up your playing and bring that ultimate blues sound to your music? Well, look no further because we have got you covered! In this article, we will explore an array

of mesmerizing blues you can use guitar chords that will transform your playing from ordinary to extraordinary.

## Why Blues Guitar Chords?

The blues is a genre deeply rooted in emotions and soulful melodies. It carries a rich history and intense feelings within its distinctive sound. Learning blues guitar chords can open up a world of possibilities, enabling you to express yourself in ways you never thought possible. The bluesy chords add depth, emotion, and a touch of magic to your guitar playing.



## Blues You Can Use: Guitar Chords

by John Ganapes(Kindle Edition)

★★★★☆ 4.5 out of 5

Language : English  
File size : 14000 KB  
Text-to-Speech : Enabled  
Screen Reader : Supported  
Enhanced typesetting : Enabled  
Word Wise : Enabled  
Print length : 120 pages



## Essential Blues Chords for Every Guitarist

Here are some essential blues guitar chords that every guitarist should have in their arsenal:

### 1. The 12-Bar Blues Progression

The backbone of blues music, the 12-bar blues progression is a must-know for any guitarist. It provides the foundation for countless blues classics.

Understanding and mastering this progression will give you a solid basis for improvisation and creating your own blues compositions.

## **2. Dominant 7th Chords**

These chords bring that distinct bluesy vibe to your playing. The dominant 7th chords, such as A7, D7, and E7, add a sense of tension and resolve that is essential to blues music. When incorporated into your playing, they create a feeling of raw energy and soul.

## **3. Minor 7th Chords**

Minor 7th chords, like Am7 and Em7, are popular in blues music for their melancholic and soul-stirring sound. They provide a perfect base for expressing emotions and adding a touch of bluesy sorrow to your compositions.

## **4. Extended Chords**

Take your blues playing to the next level with extended chords such as 9th, 11th, and 13th. These chords add complexity and richness to your sound, creating a jazzy blues feel. Experiment with them to bring a unique flavor to your guitar playing.

## **Techniques to Master Blues Guitar Chords**

Now that you are familiar with some essential blues guitar chords, it's time to take your playing to the next level. Here are some techniques to help you master blues guitar chords:

### **1. Finger Independence Exercises**

Blues guitar chords often require using multiple fingers on different frets simultaneously. Practicing finger independence exercises, such as finger

stretching and independence drills, will strengthen your dexterity and enable you to play complex chord shapes effortlessly.

## **2. Palm Muting**

Palm muting is a technique used to dampen the strings and create a percussive sound. It is commonly used in blues guitar playing to add a rhythmic texture to the chords. Mastering palm muting will add dynamics and groove to your bluesy compositions.

## **3. Vibrato**

Vibrato is a technique that involves bending a string back and forth to create a wavering effect. It is widely used in blues music to add expressiveness and emotion to single notes and chords. Experiment with different vibrato styles to find the one that resonates with your playing.

## **4. Sliding and Bending**

Sliding and bending notes give your guitar playing that signature bluesy sound. These techniques allow you to infuse your chords with subtle nuances and expressiveness. Practice sliding and bending between different chord shapes to add flair and character to your blues compositions.

## **Blues You Can Use Guitar Chords Resources**

Now that you have a solid understanding of blues guitar chords and techniques, it's time to dive deeper into the world of blues. Here are some resources that can further enhance your blues guitar journey:

### **1. Blues Guitar Lessons**

Enroll in online blues guitar lessons to gain comprehensive knowledge and practical guidance from seasoned blues guitarists. These lessons can provide

you with in-depth insights into blues theory, chord progressions, improvisation techniques, and much more.

## **2. Jamming with Blues Musicians**

Join local blues jams or find fellow musicians who share your love for blues. Jamming with experienced blues musicians can expose you to new ideas, improvisation techniques, and help you develop your own unique playing style.

## **3. Blues Guitar Books**

Explore a vast collection of blues guitar books that offer detailed chord diagrams, scales, licks, and comprehensive guides to blues playing. These resources can serve as valuable companions on your journey to mastering blues guitar chords.


## **4. Transcribing Blues Songs**

Choose your favorite blues songs and try transcribing the guitar parts. Analyzing and learning the chord progressions and licks from blues masters will help you internalize the blues language and fuel your creative expression.

Blues you can use guitar chords are the gateway to unlocking the soulful world of blues music. By incorporating these chords into your playing and mastering the accompanying techniques, you can take your guitar skills to new heights.

Remember, the key to becoming a great blues guitarist lies in practice, perseverance, and a deep connection with the music.

So, grab your guitar, unleash your passion, and let the blues take you on a mesmerizing journey that will leave a lasting impression on both you and your listeners.



## Blues You Can Use: Guitar Chords


by John Ganapes(Kindle Edition)

★★★★☆ 4.5 out of 5

Language : English  
File size : 14000 KB  
Text-to-Speech : Enabled  
Screen Reader : Supported  
Enhanced typesetting : Enabled  
Word Wise : Enabled  
Print length : 120 pages




(Guitar Educational). A reference guide to blues, R&B, jazz, and rock rhythm guitar, with hundreds of voicings, chord theory construction, chord progressions and exercises and much more. Useful for the beginner to advanced player.



## Unmasking the Enigma: A Colliding World of Bartleby and Benito Cereno in Dover Thrift Editions

When it comes to classic literary works, Dover Thrift Editions has established itself as a reliable source for readers across the world. Two of its acclaimed publications,...



## Critical Digital Pedagogy Collection: Revolutionizing Education in the Digital Age

In today's rapidly evolving digital landscape, education has been greatly impacted by the emergence of new technologies and pedagogical approaches. Critical Digital...



## The Diary Of Cruise Ship Speaker: An Unforgettable Adventure On The High Seas

Embark on an incredible journey filled with captivating stories, awe-inspiring destinations, and unforgettable adventures. Welcome to the diary of a cruise ship...



## Best Rail Trails Illinois: Discover the Perfect Trails for Outdoor Adventures

If you're an outdoor enthusiast looking for a thrilling adventure in Illinois, look no further than the state's incredible rail trails. These former rail lines, converted...




## Child Exploitation: A Historical Overview And Present Situation

Child exploitation is a grave issue that has plagued societies throughout history. The abuse, mistreatment, and exploitation of children in various forms...



## The Untold Story Of The 1909 Expedition To Find The Legendary Ark Of The

Deep within the realms of legends and mythology lies the mysterious Ark of the Covenant. Legends say that it holds immense power and is said to be a divine testament of an...



## Through The Looking Glass - A Wonderland Adventure

Lewis Carroll, the pen name of Charles Lutwidge Dodgson, took us on an unforgettable journey down the rabbit hole with his iconic novel...



## Advances In Food Producing Systems For Arid And Semiarid Lands

In the face of global warming and the increasing scarcity of water resources, food production in arid and semiarid lands has become a significant challenge. However, numerous...