

# The Ultimate Lady Stocking Stitch Vest In Two Styles Knitting Pattern Roxie - Unleash Your Creativity!

[WWW.KNITTINGPATTERNSONLINE.COM.AU](http://WWW.KNITTINGPATTERNSONLINE.COM.AU)



Lady's stocking stitch vest in two styles knitting pattern

**Are you ready to enhance your knitting skills and create a stunning lady stocking stitch vest?** Look no further! This Lady Stocking Stitch Vest In Two

Styles Knitting Pattern Roxie is perfect for the fashion-forward knitter who wants to add a trendy and versatile piece to their wardrobe.

Whether you are an experienced knitter or just starting out, this pattern is designed to be accessible to all skill levels. With step-by-step instructions and helpful tips, you'll be able to create an impressive vest that will make heads turn.



## Lady's stocking stitch vest in two styles knitting pattern - Roxie by Jan Baynham(Kindle Edition)

★★★★☆ 4.3 out of 5

Language	: English
File size	: 2552 KB
Text-to-Speech	: Enabled
Screen Reader	: Supported
Enhanced typesetting	: Enabled
Print length	: 8 pages
Lending	: Enabled



## Why Choose the Lady Stocking Stitch Vest In Two Styles Knitting Pattern Roxie?

There are several reasons why this knitting pattern stands out from the rest:

- **Two Unique Styles:** This pattern provides two unique styles that you can choose from, allowing you to customize the vest to match your personal taste and style. You can opt for a classic plain design or add a touch of elegance with a lace panel. The choice is yours!
- **Versatility:** The Lady Stocking Stitch Vest is a versatile piece that can be dressed up or down for various occasions. Pair it with jeans for a casual look

or wear it over a dress for a more formal event. This vest will become a staple in your wardrobe all year round!

- **Comfort and Fit:** With careful attention to detail, this pattern ensures a comfortable and flattering fit. By following the provided size guide and instructions, you'll be able to create a vest that hugs your body in all the right places.
- **Easy to Follow:** The pattern is designed with clarity in mind. Each step is explained in detail, accompanied by clear visuals to help you understand the techniques involved. Even if you're a beginner, you'll be able to follow along and complete this project with confidence.
- **Timeless Design:** The Lady Stocking Stitch Vest is a timeless piece that will never go out of style. With its modern and sleek design, it can be effortlessly incorporated into any outfit, making it a must-have in your collection.

## Materials Needed

To get started with this knitting pattern, you'll need the following materials:

- 5mm knitting needles
- DK weight yarn (approximately 400g)
- Stitch markers
- Tapestry needle
- Scissors

## Step-by-Step Instructions

Now that you have all the necessary materials, let's dive into the step-by-step instructions to create your own Lady Stocking Stitch Vest.

1. **Cast On:** Start by casting on the required number of stitches, as indicated in the pattern.
2. **Continue in Stocking Stitch:** Follow the provided stitch pattern to knit the body of the vest. This pattern incorporates knits and purls, creating a beautiful textured finish.
3. **Create Shape:** The pattern will guide you on decreasing and increasing stitches to shape the vest, ensuring a form-fitting garment.
4. **Finish:** Once you've completed the body of the vest, follow the instructions to finish off the neckline, armholes, and hem using various knitting techniques.
5. **Finishing Touches:** Don't forget to weave in any loose ends and block your vest for a professional finish.

## Show off Your Creation!

Once you've finished knitting your Lady Stocking Stitch Vest, it's time to showcase your masterpiece to the world! Share your creation on social media using the hashtag #RoxieKnits and tag us @RoxieKnittingPatterns. We can't wait to see your unique interpretations and the beautiful vests you create!

, the Lady Stocking Stitch Vest In Two Styles Knitting Pattern Roxie is your gateway to expanding your knitting skills and creating a versatile garment that you'll love wearing for years to come. Get started today, and enjoy the therapeutic process of knitting while producing a stunning vest that will make you stand out from the crowd.

*Remember, this pattern is protected by international copyright laws, and unauthorized reproduction or distribution is strictly prohibited.*



## Lady's stocking stitch vest in two styles knitting pattern - Roxie by Jan Baynham (Kindle Edition)

★★★★☆ 4.3 out of 5

Language : English  
File size : 2552 KB  
Text-to-Speech : Enabled  
Screen Reader : Supported  
Enhanced typesetting : Enabled  
Print length : 8 pages  
Lending : Enabled



This knitting pattern is for a ladies stocking stitch vest with 2x2 rib bands, in two styles. Style A has a deep, round neck. Style B is a front opening, V neck style with three buttons.

Pattern sizes: S (M-L-XL).

To fit bust: 80 (90-100-110) cm [31½ (35½-39½-43¼) ins].

Garment measures: 90 (100-110-120) cm [35½ (39½-43¼-47¼) ins].

Yarn required for Style A or Style B: 7 (8-9-10) balls Lincraft Prism, 50g balls@65m.

Needles required: A pair of 6.00mm (UK 4, US 10) knitting needles.

Wool needle for sewing up.


Tension: 16 sts and 20 rows to 10cm [4 ins] over stocking st, using 6.00mm needles.

Other requirements: 2 stitch holders for Style A; 1 stitch holder for Style B, 3 buttons for Style B.

This pattern is also available in plus sizes to fit bust 120-150cm [47¼-59 ins].


Pattern rating: Easy.

Please note that this pattern is protected by copyright and you do not have permission to copy or resell this pattern. You may, however, sell the knitted product.



## Unmasking the Enigma: A Colliding World of Bartleby and Benito Cereno in Dover Thrift Editions

When it comes to classic literary works, Dover Thrift Editions has established itself as a reliable source for readers across the world. Two of its acclaimed publications,...



## Critical Digital Pedagogy Collection: Revolutionizing Education in the Digital Age

In today's rapidly evolving digital landscape, education has been greatly impacted by the emergence of new technologies and pedagogical approaches. Critical Digital...



## The Diary Of Cruise Ship Speaker: An Unforgettable Adventure On The High Seas

Embark on an incredible journey filled with captivating stories, awe-inspiring destinations, and unforgettable adventures. Welcome to the diary of a cruise ship...



## Best Rail Trails Illinois: Discover the Perfect Trails for Outdoor Adventures

If you're an outdoor enthusiast looking for a thrilling adventure in Illinois, look no further than the state's incredible rail trails. These former rail lines, converted...




## Child Exploitation: A Historical Overview And Present Situation

Child exploitation is a grave issue that has plagued societies throughout history. The abuse, mistreatment, and exploitation of children in various forms...



## The Untold Story Of The 1909 Expedition To Find The Legendary Ark Of The

Deep within the realms of legends and mythology lies the mysterious Ark of the Covenant. Legends say that it holds immense power and is said to be a divine testament of an...



## Through The Looking Glass - A Wonderland Adventure

Lewis Carroll, the pen name of Charles Lutwidge Dodgson, took us on an unforgettable journey down the rabbit hole with his iconic novel...



## Advances In Food Producing Systems For Arid And Semiarid Lands

In the face of global warming and the increasing scarcity of water resources, food production in arid and semiarid lands has become a significant challenge. However, numerous...