

How To Make Accessories To Keep You Nice And Cozy



When the colder weather starts to settle in, there's nothing better than cozying up with warm accessories. Whether you're stepping out for a brisk walk, heading to work, or simply relaxing at home, having the right accessories can make all the difference in keeping you nice and cozy. The best part is that you can make these

accessories yourself, adding a personal touch to your winter wardrobe. In this article, we'll guide you through some simple DIY projects to create accessories that will keep you stylish and warm throughout the season.

1. Knitted Infinity Scarf

One of the most popular winter accessories is a cozy infinity scarf. A chunky knitted scarf can instantly elevate any outfit while keeping your neck warm and protected from the cold. With some basic knitting skills, you can easily create your own infinity scarf in your favorite colors and patterns.



15 Different Neck Warmer Patterns: How To Make Accessories To Keep You Nice And Cozy

by Kerstin Cordes(Kindle Edition)

★★★★☆ 4.6 out of 5

Language : English

File size : 641 KB

Text-to-Speech : Enabled

Screen Reader : Supported

Enhanced typesetting : Enabled

Print length : 24 pages

Lending : Enabled



Materials needed:

- Chunky yarn
- Knitting needles
- Scissors

Directions:

1. Cast on 30 stitches.
2. Knit every row until the scarf reaches your desired length.
3. Bind off and weave in loose ends.

2. Fleece-Lined Headband

Protect your ears from the biting cold with a fleece-lined headband. This easy sewing project requires minimal materials and sewing skills, making it perfect for beginners.

Materials needed:

- Fabric of your choice
- Fleece fabric
- Elastic band
- Needle and thread
- Scissors

Directions:

1. Measure the circumference of your head and subtract 1 inch.
2. Cut two strips of fabric, each with the length obtained in the previous step and a width of 4 inches.
3. Place the strips right sides together and sew along the long edges, leaving the ends open.
4. Turn the fabric inside out and sew one end closed.

5. Measure and cut a piece of fleece fabric that matches the length and width of the sewn fabric tube.
6. Insert the fleece fabric into the tube.
7. Hand stitch the open end of the fabric tube closed, securing the fleece inside.
8. Attach an elastic band to each end of the headband, ensuring a snug but comfortable fit.

3. Cozy Knitted Gloves

Keep your hands warm and ready for anything with a pair of cozy knitted gloves. Knitting your own gloves allows you to customize the fit and design, ensuring they're perfect for your hands.

Materials needed:

- Fingering weight yarn
- Knitting needles
- Circular needles (optional, for easier knitting)
- Stitch markers
- Tapestry needle
- Scissors

Directions:

1. Cast on stitches to fit the circumference of your hand.
2. Knit in the round until the glove reaches your desired length.

3. Divide the stitches for the fingers and work on each finger separately, following a pattern or improvising as you go.
4. Weave in loose ends and trim excess yarn.

4. Chunky Knit Beanie

No winter accessory list is complete without a cozy beanie. A chunky knit beanie not only keeps your head warm but also adds a stylish touch to any cold-weather outfit.

Materials needed:

- Chunky yarn
- Knitting needles
- Stitch markers
- Tapestry needle
- Scissors


Directions:

1. Cast on the desired number of stitches.
2. Knit in the round, working ribbing at the brim if desired.
3. Continue knitting until the beanie reaches the desired length.
4. Decrease stitches gradually to shape the crown.
5. Bind off and weave in loose ends.

With these simple DIY projects, you can create accessories that will not only keep you nice and cozy but also showcase your creativity and personal style. From

knitted infinity scarves and fleece-lined headbands to cozy gloves and chunky knit beanies, there's something for everyone to stay warm and fashionable during the colder months. So grab your knitting needles, fabric, and yarn, and get crafting! Embrace the joy of handmade accessories that will keep you cozy all winter long.

Disclaimer: This article contains affiliate links for materials. We may earn a commission if you make a purchase through these links.



15 Different Neck Warmer Patterns: How To Make Accessories To Keep You Nice And Cozy

by Kerstin Cordes (Kindle Edition)

★★★★☆ 4.6 out of 5

Language : English

File size : 641 KB

Text-to-Speech : Enabled

Screen Reader : Supported

Enhanced typesetting : Enabled

Print length : 24 pages

Lending : Enabled




Searching for a comfortable amigo to keep you happy with during winter?

A knit neck hotter or cowl will keep you warm and in style for the cold weather days to come. For late spring days, you can wear lighter renditions of these neck warmers.

That being said, you'll cherish these knit neck hotter examples that are not difficult to make and, surprisingly, simpler to wear! In this book, you will:


- Find an assortment of neck warmers and pick your undisputed top choice

- Mess around with shading and sizes, communicate your thoughts
- Blend and match the examples to get only the one you are searching for
- From there, the sky is the limit!



Unmasking the Enigma: A Colliding World of Bartleby and Benito Cereno in Dover Thrift Editions

When it comes to classic literary works, Dover Thrift Editions has established itself as a reliable source for readers across the world. Two of its acclaimed publications,...



Critical Digital Pedagogy Collection: Revolutionizing Education in the Digital Age

In today's rapidly evolving digital landscape, education has been greatly impacted by the emergence of new technologies and pedagogical approaches. Critical Digital...



The Diary Of Cruise Ship Speaker: An Unforgettable Adventure On The High Seas

Embark on an incredible journey filled with captivating stories, awe-inspiring destinations, and unforgettable adventures. Welcome to the diary of a cruise ship...




Best Rail Trails Illinois: Discover the Perfect Trails for Outdoor Adventures

If you're an outdoor enthusiast looking for a thrilling adventure in Illinois, look no further than the state's incredible rail trails. These former rail lines, converted...




Child Exploitation: A Historical Overview And Present Situation

Child exploitation is a grave issue that has plagued societies throughout history. The abuse, mistreatment, and exploitation of children in various forms...



The Untold Story Of The 1909 Expedition To Find The Legendary Ark Of The

Deep within the realms of legends and mythology lies the mysterious Ark of the Covenant. Legends say that it holds immense power and is said to be a divine testament of an...



Through The Looking Glass - A Wonderland Adventure

Lewis Carroll, the pen name of Charles Lutwidge Dodgson, took us on an unforgettable journey down the rabbit hole with his iconic novel...



Advances In Food Producing Systems For Arid And Semiarid Lands

In the face of global warming and the increasing scarcity of water resources, food production in arid and semiarid lands has become a significant challenge. However, numerous...