

Crochet Dishcloths Patterns: Amigurumi Dishcloth Tutorials For Beginners

Are you tired of using plain old dishcloths in your kitchen? Do you want to add a touch of creativity and charm to your daily chores? Look no further! In this article, we will explore the wonderful world of crochet dishcloths and provide you with easy-to-follow tutorials for creating your own amigurumi dishcloths.

What are Crochet Dishcloths?

Crochet dishcloths are handmade items used in the kitchen for cleaning dishes, countertops, and other surfaces. They are made from cotton yarn, which makes them highly durable and perfect for scrubbing. Unlike regular dishcloths, crochet dishcloths can be customized with different patterns, shapes, and colors to add a personal touch to your kitchen.

Crochet dishcloths are not only functional but also serve as decorative elements. By using different crochet stitches and techniques, you can create intricate patterns and designs that will make your dishcloths stand out.



Crochet Dishcloths Patterns: Amigurumi Dishcloth Tutorials for Beginners

by P-38 National Association(Kindle Edition)

★★★★☆ 4.3 out of 5

Language : English

File size : 22603 KB

Text-to-Speech : Enabled

Screen Reader : Supported

Enhanced typesetting : Enabled

Print length : 101 pages

Lending : Enabled



Why Choose Amigurumi Dishcloth Patterns?

Amigurumi is a Japanese term that refers to the art of crocheting or knitting small, stuffed creatures or objects. In recent years, amigurumi has gained immense popularity due to its adorable and charming nature. By combining amigurumi techniques with dishcloth making, you can create delightful and unique kitchen accessories.

Here are a few reasons why you should consider making amigurumi dishcloths:

- **Creative Outlet:** Crocheting amigurumi dishcloths allows you to unleash your creativity and have fun with different patterns and designs.
- **Personalized Gifts:** Amigurumi dishcloths make fantastic personalized gifts for friends and family. You can create dishcloths in their favorite colors or animal shapes to bring joy to their kitchen.
- **Conversation Starters:** Having a unique dishcloth in your kitchen is a great way to spark conversations with guests. They will undoubtedly be curious about the cute and colorful kitchen accessory!

Tutorials for Beginners

Now that we've established the benefits of amigurumi dishcloths, let's dive into the tutorials. These step-by-step instructions will guide beginners in creating their first adorable dishcloth.

1. Bunny Dishcloth

Materials: - Cotton yarn in desired colors (main color for dishcloth and small amounts for features) - Crochet hook appropriate for the yarn weight - Yarn needle - Scissors

Step 1: Start by creating a magic ring with your main color yarn.

Step 2: Work six single crochet stitches into the magic ring. Pull the ring tight, then slip stitch into the first single crochet to join the round.

Step 3: Chain one, then single crochet into the same stitch and into each stitch around. Slip stitch into the first single crochet to join the round.

Step 4: Repeat Step 3 until your dishcloth reaches the desired size. Remember to change colors if you wish to create different features for your bunny.

Step 5: Finish off by weaving in the loose ends with a yarn needle.

2. Strawberry Dishcloth

Materials: - Cotton yarn in red, green, and white - Crochet hook appropriate for the yarn weight - Yarn needle - Scissors

Step 1: Start by chaining two with red yarn.

Step 2: Work six single crochet stitches into the second chain from the hook. Slip stitch into the first single crochet to join the round.

Step 3: Chain one, then single crochet into the same stitch and into each stitch around. Slip stitch into the first single crochet to join the round.

Step 4: Repeat Step 3 until your dishcloth reaches the desired size. Remember to change colors to create the strawberry leaves using green yarn.

Step 5: Finish off by weaving in the loose ends with a yarn needle.

Crochet dishcloths are the perfect combination of functionality and creativity. By incorporating amigurumi techniques, you can transform ordinary dishcloths into adorable and unique kitchen accessories. These tutorials for beginners are just the starting point in your crochet journey. Experiment with different patterns, colors, and shapes to create dishcloths that reflect your style and personality.

So next time you reach for a dishcloth in your kitchen, let it be one that brings a smile to your face and adds a touch of handmade beauty to your everyday routine.



Crochet Dishcloths Patterns: Amigurumi Dishcloth Tutorials for Beginners

by P-38 National Association(Kindle Edition)


★★★★☆ 4.3 out of 5

Language : English
File size : 22603 KB
Text-to-Speech : Enabled
Screen Reader : Supported
Enhanced typesetting : Enabled
Print length : 101 pages
Lending : Enabled




If you are stuck waiting on a bus, car or even a Dr Office, having a simple, yet interesting, crochet project will pass the time quicker. If there's one thing you'll make and always use, it's a crochet dishcloth. They're practical, durable, and easy to clean. A crochet dishcloth pattern is easy to read, making it one of the best quick projects out there. Most of them use easy crochet stitches too which

means even beginners can whip up a set. These crochet dishcloth patterns can be used to make a crochet washcloth or a set of crochet scrubbies for your face. They're not just for dishes. Their versatility makes them one of the best gifts because the person receiving it gets to choose what they're used for. In this book you will find 8 crochet patterns of dishcloth. These projects are quick and simple. Crochet novices will be able to tackle these super-nice items in no time with the help of the "Getting Started" section, illustrated with step-by-step photos. Have a happy time with dishcloth crochet patterns!



Unmasking the Enigma: A Colliding World of Bartleby and Benito Cereno in Dover Thrift Editions

When it comes to classic literary works, Dover Thrift Editions has established itself as a reliable source for readers across the world. Two of its acclaimed publications,...



Critical Digital Pedagogy Collection: Revolutionizing Education in the Digital Age

In today's rapidly evolving digital landscape, education has been greatly impacted by the emergence of new technologies and pedagogical approaches. Critical Digital...



The Diary Of Cruise Ship Speaker: An Unforgettable Adventure On The High Seas

Embark on an incredible journey filled with captivating stories, awe-inspiring destinations, and unforgettable adventures. Welcome to the diary of a cruise ship...



Best Rail Trails Illinois: Discover the Perfect Trails for Outdoor Adventures

If you're an outdoor enthusiast looking for a thrilling adventure in Illinois, look no further than the state's incredible rail trails. These former rail lines, converted...




Child Exploitation: A Historical Overview And Present Situation

Child exploitation is a grave issue that has plagued societies throughout history. The abuse, mistreatment, and exploitation of children in various forms...



The Untold Story Of The 1909 Expedition To Find The Legendary Ark Of The

Deep within the realms of legends and mythology lies the mysterious Ark of the Covenant. Legends say that it holds immense power and is said to be a divine testament of an...



Through The Looking Glass - A Wonderland Adventure

Lewis Carroll, the pen name of Charles Lutwidge Dodgson, took us on an unforgettable journey down the rabbit hole with his iconic novel...



Advances In Food Producing Systems For Arid And Semiarid Lands

In the face of global warming and the increasing scarcity of water resources, food production in arid and semiarid lands has become a significant challenge. However, numerous...