

Agile Project Management In Easy Steps - The Ultimate Guide

Are you tired of traditional project management approaches that are slow, inflexible, and fail to meet customer expectations? Well, it's time to embrace Agile Project Management. This groundbreaking methodology allows teams to deliver projects faster, adapt to change, and ensure customer satisfaction. In this comprehensive guide, we will walk you through the ins and outs of Agile Project Management, providing you with easy steps to implement this approach successfully.


What is Agile Project Management?

Before diving into the details, let's understand the basics. Agile Project Management is an iterative and incremental approach to managing projects. It focuses on collaboration, flexibility, and continuous improvement. Unlike traditional methods that require detailed planning upfront, Agile allows teams to embrace change throughout the project lifecycle, delivering value to the customer at a faster pace.

There are several frameworks that fall under the Agile umbrella, including Scrum, Kanban, and Lean. Each framework has its own set of principles and practices, but they all share the same core values - individuals and interactions over processes and tools, working software over comprehensive documentation, customer collaboration over contract negotiation, and responding to change over following a plan.

Agile Project Management in easy steps: For speedy results by John Carroll(Kindle Edition)

★★★★☆ 4.4 out of 5



Language	: English
File size	: 3822 KB
Text-to-Speech	: Enabled
Screen Reader	: Supported
Enhanced typesetting	: Enabled
Word Wise	: Enabled
Print length	: 197 pages
Lending	: Enabled



The Benefits of Agile Project Management

Now that we have a basic understanding of Agile Project Management, let's delve into some of its key benefits:

- **Faster Delivery:** Agile allows teams to deliver working increments of the project at regular intervals, ensuring faster delivery of value to the customer.
- **Adaptable to Change:** Unlike traditional methods, Agile embraces change. It allows teams to respond to changing requirements and priorities midway, adapting the project accordingly.
- **Increased Flexibility:** Agile provides teams with the flexibility to experiment, learn, and adjust their approach as they progress, leading to better outcomes.
- **Improved Customer Satisfaction:** By involving the customer throughout the project and delivering value early on, Agile ensures enhanced customer satisfaction and avoids surprises at the end.
- **Empowered Teams:** Agile empowers teams by promoting self-organization, collaboration, and continuous improvement, leading to higher levels of engagement and productivity.

Implementing Agile Project Management

Now that you understand the benefits, it's time to learn how to implement Agile Project Management:

Step 1: Educate Your Team

Start by educating your team about Agile principles, values, and the specific framework you plan to adopt. Conduct training sessions and workshops to ensure everyone is on the same page.

Step 2: Define Project Vision and Goals

Work with your team and stakeholders to define a clear project vision and set achievable goals. This will help guide the project and ensure everyone is aligned with the desired outcomes.

Step 3: Create a Product Backlog

A product backlog is a prioritized list of features and requirements for the project. Collaborate with stakeholders and create a backlog that will act as the foundation for planning and execution.

Step 4: Plan Sprints

A sprint is a time-boxed iteration where the team works on a set of prioritized features from the backlog. Plan and define the scope of each sprint, ensuring it aligns with the project timeline and goals.

Step 5: Daily Stand-up Meetings

Hold daily stand-up meetings to keep the team updated on progress, discuss any impediments, and ensure everyone is aligned and focused on the sprint goals.


Step 6: Review and Adapt

At the end of each sprint, conduct a review to gather feedback from stakeholders and assess the progress made. Use this feedback to adapt and improve the project moving forward.

Step 7: Continuous Improvement

Encourage a culture of continuous improvement within the team. Regularly reflect on the processes, identify areas for improvement, and experiment with new practices to enhance efficiency and effectiveness.

Congratulations! You now have a comprehensive understanding of Agile Project Management and the key steps to implement it successfully. By embracing Agile, you can ensure faster delivery of projects, adapt to change, and achieve higher customer satisfaction. Remember, Agile is not a one-size-fits-all approach, so feel free to experiment and tailor it to suit your team and project needs. Happy Agile Project Management!



Agile Project Management in easy steps: For speedy results by John Carroll(Kindle Edition)


★★★★☆ 4.4 out of 5

Language	: English
File size	: 3822 KB
Text-to-Speech	: Enabled
Screen Reader	: Supported
Enhanced typesetting	: Enabled
Word Wise	: Enabled
Print length	: 197 pages
Lending	: Enabled




Agile Project Management in easy steps defines agile projects and then examines the typical components of such a project and the appropriate approach to project managing them.

These include: Changing Requirements; Different way of Planning; More than usual Project Phases; Prioritised Business Requirements; A broader approach to Risk Management. For completion, it also shows how to use the traditional project management areas such as: team management, risk management, quality management, communications and reporting. Agile Project Management in easy steps conforms to using simple stages to follow, enabling desired results with no confusion along the way.



Unmasking the Enigma: A Colliding World of Bartleby and Benito Cereno in Dover Thrift Editions

When it comes to classic literary works, Dover Thrift Editions has established itself as a reliable source for readers across the world. Two of its acclaimed publications,...



Critical Digital Pedagogy Collection: Revolutionizing Education in the Digital Age

In today's rapidly evolving digital landscape, education has been greatly impacted by the emergence of new technologies and pedagogical approaches. Critical Digital...



The Diary Of Cruise Ship Speaker: An Unforgettable Adventure On The High Seas

Embark on an incredible journey filled with captivating stories, awe-inspiring destinations, and unforgettable adventures. Welcome to the diary of a cruise ship...



Best Rail Trails Illinois: Discover the Perfect Trails for Outdoor Adventures

If you're an outdoor enthusiast looking for a thrilling adventure in Illinois, look no further than the state's incredible rail trails. These former rail lines, converted...



Child Exploitation: A Historical Overview And Present Situation

Child exploitation is a grave issue that has plagued societies throughout history. The abuse, mistreatment, and exploitation of children in various forms...



The Untold Story Of The 1909 Expedition To Find The Legendary Ark Of The

Deep within the realms of legends and mythology lies the mysterious Ark of the Covenant. Legends say that it holds immense power and is said to be a divine testament of an...



Through The Looking Glass - A Wonderland Adventure

Lewis Carroll, the pen name of Charles Lutwidge Dodgson, took us on an unforgettable journey down the rabbit hole with his iconic novel...



Advances In Food Producing Systems For Arid And Semiarid Lands

In the face of global warming and the increasing scarcity of water resources, food production in arid and semiarid lands has become a significant challenge. However, numerous...