

23 Unique Craft Projects To Make This Year

Are you looking to unleash your creativity and add a touch of uniqueness to your surroundings? Look no further! In this article, we present 23 intriguing craft projects that will inspire you to get crafty this year.

1. Upcycled Wine Bottle Vases



Transform your old wine bottles into beautiful vases. Clean the bottles, remove the labels, and paint them in vibrant colors. Arrange flowers in the bottles to add a stunning centerpiece to your home.



Mollie Makes: 23 Unique Craft projects to make this year by Laurie Kaplan(Kindle Edition)

★★★★☆ 4.7 out of 5

Language : English
File size : 27280 KB
Text-to-Speech : Enabled
Screen Reader : Supported
Enhanced typesetting : Enabled
Print length : 276 pages
Lending : Enabled



2. DIY Dreamcatchers



COLORFUL CLOTHESPIN TRIVETS

Bring positive energy into your life by making your own dreamcatchers. Gather feathers, beads, and embroidery hoops, and create unique designs that reflect your personality. Hang them above your bed to capture your dreams.

3. Handmade Succulent Planters



Add a touch of green to your living space with handmade succulent planters. Use clay pots, paint them to match your décor, and plant a variety of succulents. These low-maintenance plants will bring life to any room.

4. Personalized Jewelry



COLORFUL CLOTHESPIN TRIVETS



Create one-of-a-kind jewelry that showcases your individuality. Use metal stamping techniques to engrave initials or meaningful words on necklaces, bracelets, or rings. Flaunt your customized pieces with pride.

5. DIY Mosaic Coasters



Add a pop of color to your coffee or dining table with DIY mosaic coasters. Collect small colorful tiles and adhere them to plain coasters using strong adhesive. Arrange the tiles in creative patterns and seal them for durability.

6. Homemade Candles



COLORFUL CLOTHESPIN TRIVETS



Enjoy the cozy and relaxing ambiance of homemade candles. Melt wax, add your preferred fragrance, and pour the mixture into unique containers like vintage teacups or mason jars. Light them up and let the soothing scents fill your space.

7. DIY Painted Plant Pots



Give a colorful makeover to your plain plant pots. Use acrylic paint to create patterns or abstract designs on the pots. Plant small flowers or herbs in them and watch your windowsill or garden come to life.

8. Fabric Covered Bulletin Board



Organize your important notes and mementos on a fabric-covered bulletin board. Choose a fabric that matches your style, stretch it over a corkboard, and secure it at the back. Pin photographs, reminders, or inspiring quotes to keep you motivated.

9. Embroidered Wall Art



Get creative with embroidery hoops and fabric to make beautiful wall art. Embroider your favorite quotes, intricate patterns, or colorful flowers on the fabric. Frame the embroidered piece and hang it as an eye-catching focal point.

10. DIY Terrariums



COLORFUL CLOTHESPIN TRIVETS

Bring a piece of nature indoors with DIY terrariums. Fill a glass container with layers of pebbles, activated charcoal, soil, and small plants. Create a mini ecosystem that requires minimal maintenance but adds a natural touch to your home.

11. Recycled Book Page Wreath



Repurpose old books into stunning wreaths. Tear out book pages, roll them into cones, and glue them onto a foam wreath form. Hang the wreath on your front door or above the fireplace for a unique and literary touch.

12. Pet Portrait Embroidery



Pay homage to your furry friends by creating embroidered pet portraits. Transfer a photo of your pet onto fabric and use colored threads to replicate their adorable face. Frame the embroidery and display it proudly.

13. DIY Wood Slice Coasters



Add a rustic touch to your home with DIY wood slice coasters. Slice a log into thin discs, sand them down, and apply a protective coating. These unique coasters will impress your guests during coffee or wine evenings.

14. Customized Phone Case



Showcase your style by designing a customized phone case. Use adhesive vinyl or paint to create your desired design on a clear phone case. Protect your phone while making a fashion statement.

15. Handmade Ceramic Bowls



COLORFUL CLOTHESPIN TRIVETS

Unleash your pottery skills by making handmade ceramic bowls. Mold clay into unique shapes, add decorative elements, and glaze them in vibrant colors. Serve your favorite snacks or display them as decorative accent pieces.

16. DIY Personalized Photo Calendar



Create a personalized and functional photo calendar using your favorite memories. Print out 12 photos, attach them to a calendar template, and mark special dates. Hang the calendar on your wall and enjoy reliving happy moments every month.

17. Yarn-Wrapped Words



Add a touch of texture and color to your walls with yarn-wrapped words. Choose a word or phrase that inspires you, apply adhesive to wooden or foam letters, and start wrapping them with colorful yarn. Hang them as a charming reminder.

18. Personalized Tote Bags



COLORFUL CLOTHESPIN TRIVETS

Create personalized tote bags that can be used for shopping or as a fashion statement. Use fabric paints or iron-on transfers to add your favorite designs or quotes. Carry your belongings with style.

19. DIY Painted Rocks



COLORFUL CLOTHESPIN TRIVETS

Decorate your garden or living space with cute and colorful painted rocks. Gather smooth rocks, wash them, and use acrylic paints to create different designs or patterns. Arrange them in flower pots or alongside pathways.

20. Button Artwork



COLORFUL CLOTHESPIN TRIVETS

Create unique and eye-catching artwork using colorful buttons. Arrange the buttons on a canvas in various shapes or patterns. Secure them with adhesive and frame the artwork for a stunning addition to any room.

21. Homemade Bath Bombs



COLORFUL CLOTHESPIN TRIVETS

Indulge in a rejuvenating bath experience with homemade bath bombs. Mix baking soda, citric acid, and essential oils to create fragrant and fizzy bath treats. Drop them into your bathwater and enjoy a moment of relaxation.

22. Decorative Fabric Garland



COLORFUL CLOTHESPIN TRIVETS

Add a festive touch to any celebration with a decorative fabric garland. Cut strips of colorful fabric and tie them onto a long piece of twine or ribbon. Hang the garland across your mantel or decorate outdoor spaces.

23. DIY Macrame Plant Hangers



Add a boho-chic vibe to your home by making macrame plant hangers. Learn various knotting techniques using thick rope or twine and create beautiful hangers for your favorite hanging plants. Hang them near windows or in cozy corners.

The possibilities are endless when it comes to crafting. These 23 unique craft projects will provide you with ample inspiration to explore your creativity and make something extraordinary. So, gather your materials, set aside some time,

and embark on a journey of crafting bliss. Get ready to enjoy the satisfaction and pride of creating something with your own hands!



Mollie Makes: 23 Unique Craft projects to make this year by Laurie Kaplan(Kindle Edition)

★★★★☆ 4.7 out of 5

Language	: English
File size	: 27280 KB
Text-to-Speech	: Enabled
Screen Reader	: Supported
Enhanced typesetting	: Enabled
Print length	: 276 pages
Lending	: Enabled




Cute alert! Embroidery basics and adorable projects from the editors of Mollie Makes.

Embroidery has been experiencing a renaissance among sewists and DIY crafters and is becoming more and more popular among young crafters. This adorable new book from the team behind Mollie Makes is all one needs to learn how to embroider. Aimed at complete beginners, it's also perfect for those who have completed their first projects and are looking to move on.


Basic embroidery stitches are clearly explained with step-by-step illustrations. Mollie Makes Embroidery covers how to work from charted designs as well as following freeform or "doodle stitching". There are also brief tutorials on crewel work, ribbon embroidery, bargello, cross stitch, and even machine embroidery. This is far from fusty, old-fashioned samplers however. Over 15 contemporary projects from an international range of designers demonstrate the different ways

in which embroidery stitches can be used. The book focuses on ideas for using needlework pieces around the home: pillows, table runners, ornaments, wall decor, etc., but also includes jewelry, bags, and gift ideas.



Unmasking the Enigma: A Colliding World of Bartleby and Benito Cereno in Dover Thrift Editions

When it comes to classic literary works, Dover Thrift Editions has established itself as a reliable source for readers across the world. Two of its acclaimed publications,...



Critical Digital Pedagogy Collection: Revolutionizing Education in the Digital Age

In today's rapidly evolving digital landscape, education has been greatly impacted by the emergence of new technologies and pedagogical approaches. Critical Digital...




The Diary Of Cruise Ship Speaker: An Unforgettable Adventure On The High Seas

Embark on an incredible journey filled with captivating stories, awe-inspiring destinations, and unforgettable adventures. Welcome to the diary of a cruise ship...




Best Rail Trails Illinois: Discover the Perfect Trails for Outdoor Adventures

If you're an outdoor enthusiast looking for a thrilling adventure in Illinois, look no further than the state's incredible rail trails. These former rail lines, converted...




Child Exploitation: A Historical Overview And Present Situation

Child exploitation is a grave issue that has plagued societies throughout history. The abuse, mistreatment, and exploitation of children in various forms...



The Untold Story Of The 1909 Expedition To Find The Legendary Ark Of The

Deep within the realms of legends and mythology lies the mysterious Ark of the Covenant. Legends say that it holds immense power and is said to be a divine testament of an...



Through The Looking Glass - A Wonderland Adventure

Lewis Carroll, the pen name of Charles Lutwidge Dodgson, took us on an unforgettable journey down the rabbit hole with his iconic novel...



Advances In Food Producing Systems For Arid And Semiarid Lands

In the face of global warming and the increasing scarcity of water resources, food production in arid and semiarid lands has become a significant challenge. However, numerous...